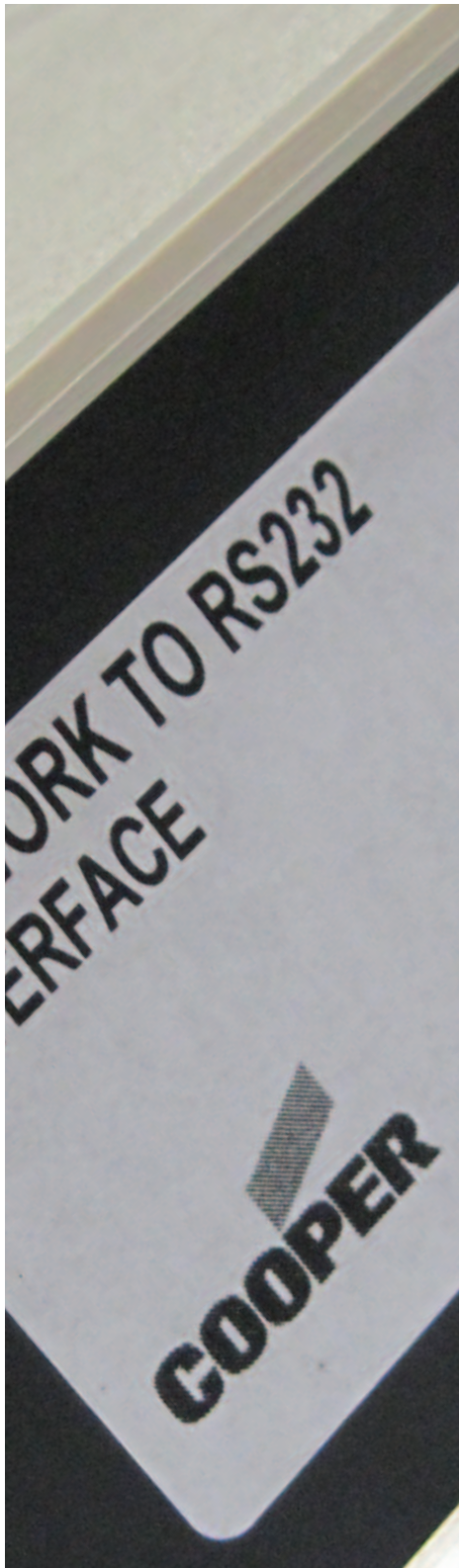


## EC0232 Lon to RS232 Adapter



EC0232 - Lon to RS232 Adapter

### Overview

The (EC0232) Lon to RS232 adapter allows connection of the Cooper system network (LonWorks) devices to PC based applications such as site monitor, site graphics.

The (EC0232PAVA) offers a similar interfacing facility to the HMX PA/VA (public address voice alarm) system by withholding the handshaking functionality, and if required the (EC0232PAVA3D) offers an additional 3 minute time delay before the voice alarm function is actuated. The bi-directional link allows the status of the HMX PA/VA system to be displayed and monitored at the control panel. Different messages may be played depending on the configuration of the cause and effect programming.

The interface may be located anywhere on the Cooper peer to peer network allowing information from any intelligent addressable control panel to be routed through the bi-directional RS232 port to PC or PA/VA system.

### Features

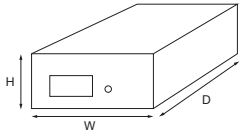
- Allows connection of Cooper system network devices to PC based applications
- Can be connected at any point on peer to peer network
- Allows Cooper system network to be connected to PC or PA/VA

### Benefits

- Integrates PC based applications
- Integrates PA/VA systems, site monitor and graphpack
- Flexibility to use any PC application

## Dimensions

H (mm)	W (mm)	D (mm)
36	116	135

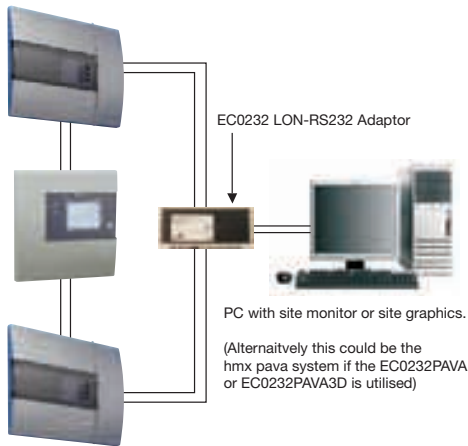


## Technical Specification

Code	
Code	EC0232 / EC0232PAVA / EC0232PAVA3D
Description	Lon to RS232 Adapter
<b>Specification</b>	
Mains Supply	230V ac +10% -15%
Communication Protocol	LonWorks
LonWorks Connectors	Screw terminal block
Lonworks Rate	78 Kbps / 1.25 Mbps
Bit Error Rate	10e-9
Serial Baud Rate	4800 bd
Network Termination	102 ohm (if required)
<b>Environmental</b>	
Operating Temperature	-10°C to +70°C
Humidity (Non Condensing)	20 to 95% RH
<b>Physical</b>	
Dimensions (H x W x D)	36mm x 116mm x 135mm

## Typical System Architecture

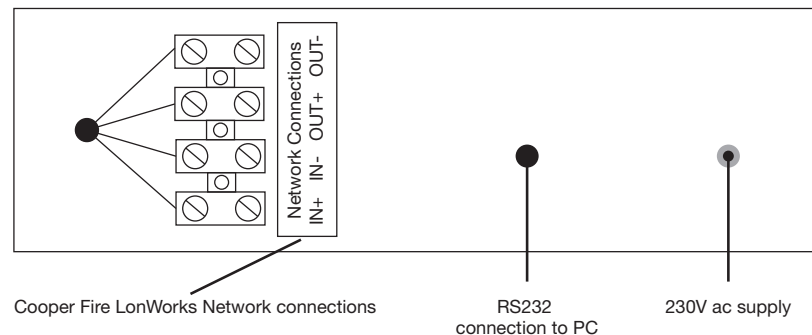
Intelligent Addressable Control Panels (with network card)



## Installation

1. Ensure that the power supply is switched off during installation.
2. Take care when inserting the RS232 connector to avoid damage.
3. Connect the LonWorks network cables.
4. Repower the system.
5. The EC0232 range of devices simply translate the LonWorks protocol and will require no setup or configuration.

## Mechanical Layout and Standard Connection



RS232	Connection to PC or HMX PAVA
NETWORK	Connections to Cooper fire LonWorks Network
POWER	230V ac mains supply

## Product Codes

Code	Description
EC0232	Lon to RS232 Adapter
EC0232PAVA	Lon to RS232 Adapter (for HMX PA/VA system - no handshake)
EC0232PAVA3D	Lon to RS232 Adapter (for HMX PA/VA system - 3 min time delay)