

Sounder Beacon Base




CASBB384 with sensor fitted



CASBB384 - Sounder Beacon Base



CASC - Cover Plate



CASBB384 - Sounder Beacon Base

Overview

The intelligent addressable sounder beacon base (CASBB384) can be used both with a sensor or as a stand alone device.

The (CASBB384) is compatible with the Cooper range of intelligent addressable sensors and fire systems.

This device includes all the features of the intelligent addressable sounder base (CAS380) whilst also incorporating a powerful LED beacon.

The intelligent addressable beacon base incorporates a sensor mounting base, a sensor can be fitted directly to the base, or alternatively an optional cover plate (CASC) can be used to provide a dedicated discreet stand alone device.

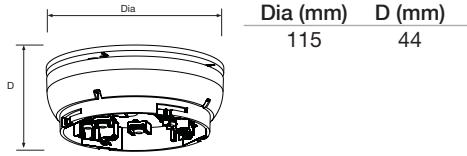
Features

- Integral short circuit isolator
- Integral sensor mounting base
- Can be used with a sensor as a sounder beacon base or stand alone as a sounder beacon
- Cover plate (optional)

Benefits

- Quick and simple to install
- First fix base
- Selectable tones controlled by the panel
- Adjustable volume controlled by the panel
- Single point connection for sensor, sounder and LED beacon (saving on both time and installation costs)
- Can be used with a sensor or stand alone
- Easy to maintain/service

Dimensions



Technical Specification

Code	CASBB384
Description	Sounder Beacon Base
Standards	EN54 Pt3
Specification	
Operating Voltage	17V dc to 32V dc
Standby Current	< 320µA
Tones (set by panel)	Continuous: 910Hz Pulsed: 910Hz / 0Hz pulse 1Hz Two tone: 610 / 910Hz at 1Hz cycle Slow whoop: 500 – 1200Hz in 3.5 Seconds
Sound Output at +/-3dB (set by panel)	Low volume : 77dB at < 6.6mA Medium volume : 89dB at < 8mA High volume : 90dB at < 9mA
Environmental	
Operating Temperature	-10 to +55°C
Humidity (Non Condensing)	0 to 95% RH
Physical	
Construction	PC/ABS
Colour	White
Dimensions (Dia x D)	115mm x 44mm
Weight	0.2kg
Ingress Protection	IP40
Compatibility	
Suitable for use with	Cooper Intelligent Addressable Fire Systems

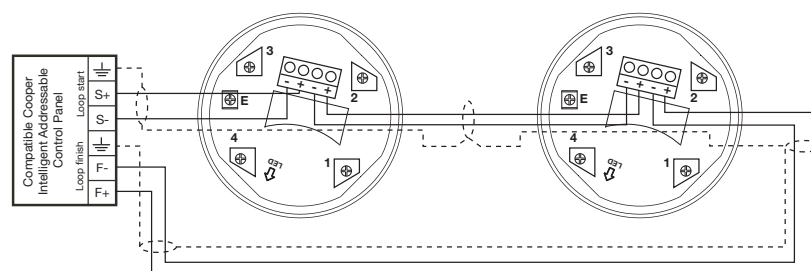
Installation

1. Installation is simple using first fix base.
2. First fix base is fixed to mounting surface via 2 fixings holes.
3. Cables enter through aperture in base (rear entry only)
4. Main body is then clipped into place on base, main body locks into place when pressed into position.
5. Connections are to connector block on front of main sounder body.
6. Sensor or cover plate is then fixed to sounder, (can be locked in place if required).

System Functionality

1. Volume and tone are set by control panel, no need to access sounder to alter setting.
2. Soft addressed.

Standard Connection



WARNING:

Do NOT use high voltage testers if ANY equipment is connected to the system. Earth screen must be continuous along entire length of loop.

NOTE:

Base terminal 1, 2, 3 and 4 not used. All wiring terminates as shown above.

Product Codes

Code	Description
CASBB384	Intelligent Addressable Sounder Beacon Base
CASC	Sounder Beacon Cover Plates (pack of 5)